


Wengé
Wengé



Stemau





Wood species: WENGE'



Wood Flooring Production

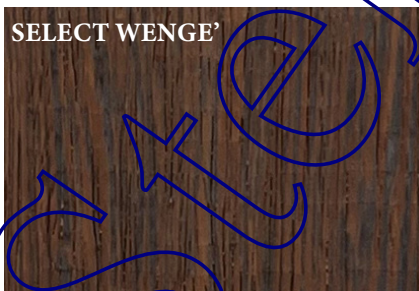
Stema S.r.l.

Legal Head Office and Showroom Via Pieve Figure, 15 00168 Rome
Warehouse and Showroom Via Refrancore, 26 00166 Rome
Factory Via Morsasco, 41 00166 Rome
Phone 0039.06.45.50.22.60 - info@stemaurl.it - www.stemaurl.it
VAT 01814361000 - Fiscal Code 07578980588

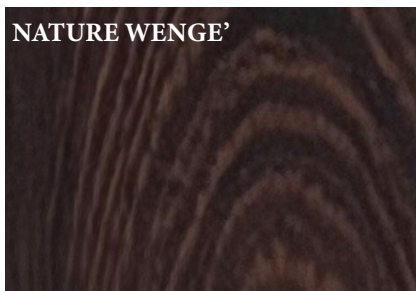
INFORMATION SHEET In compliance with the provisions of the law Legislative Decree no. 206/2005 "Regulations for consumer information"

EUROPEAN STANDARDS: UNI EN 13226 - UNEN 13227 - UNI EN 13489
COMMERCIAL NAME: WENGE'
BOTANICAL NAME: MILLETTIA LAURENTII
FAMILY: LEGUMINOSAE PAPILIONACEAE
ORIGIN: AFRICA
OXIDATION: LOW
HARDNESS: HIGH
DENSITY: FRESH 800-900 Kg/m³ - DRY 1050-1150 Kg/m³
DRYING: SLOW TO AVOID CRACKS AND DEFORMATIONS
GROWTH AREA: AFRICA
COLOUR: DARK BROWN TO BLACK
PROPERTY: VERY HARD AND RESISTANT WOOD

SELECT WENGE'



NATURE WENGE'



RUSTIC WENGE'



- SELECT**  **UNIFORM TONES, HOMOGENEOUS VEININGS, RANDOM SMALL KNOTS**
- NATURE**  **SLIGHT CHROMATIC SHADES, ACCENTUATED VEININGS, CONTAINED KNOTS**
- RUSTIC**  **MARKED TONE CHANGES, STRONG VEININGS, VISIBLE KNOTS AND CRACKS**


Technical specifications of WENGE' Solid Wood Parquet

ESSENTIAL FEATURES	PERFORMANCE	TECHNICAL SPECIFICATION HARMONIZED
Density kg/m ³	800-900	
Reaction to fire	Dfl-S1	UNI EN 14342-2013 EN 13501-1
Thermal conductivity W/Mk	0,18	UNI EN 14342-2013

QUICK INSTALLATION GUIDE

Laying with glue or nailed (only for planks from thickness of 20 mm and above).
It is recommend using solvent-free glues to avoid stains on the surface.

Installation on underfloor heating: suitable (if the conditions of the system allow for it and comply with the regulations).



Technical specifications of WENCE[®] 2 or 3 Layers Pre-finished Parquet

ESSENTIAL FEATURES	PERFORMANCE	TECHNICAL SPECIFICATION HARMONIZED
Top layer density kg/m ³	800-900	
Nominal upper layer thickness mm	3/4	
Reaction to fire	Dfl-S1	UNI EN 14342-2013 EN 13501-1
Thermal conductivity W/Mk	0,13	UNI EN 14342-2013

QUICK INSTALLATION GUIDE


2 Layers Laying: with glue or floating (only for planks from width of 120 mm and above).

3 Layers Laying: Floating

It is recommend using solvent-free glues to avoid stains on the surface.

For floating laying, it is recommend using a shock-absorbing or insulating mat.

Installation on underfloor heating: suitable (if the conditions of the system allow for it and comply with the regulations).



Wood Flooring Production

Stema S.r.l.

Legal Head Office and Showroom Via Pieve Ligure, 15 00168 Rome

Warehouse and Showroom Via Refrancore, 26 00166 Rome

Factory Via Morsasco, 41 00166 Rome

Phone 0039.06.45.50.22.60 - info@stemausr.it - www.stemausr.it

VAT 01814361000 - Fiscal Code 07578980588